



# 1xN SM PLC Splitter Module

## Product Description

Planar lightwave circuit (PLC) splitter is a type of optical power management device that is fabricated using silica optical waveguide technology to distribute optical signals from Central Office (CO) to multiple premise locations. Bare fiber splitter is a kind of ODN product suitable for PON networks that can be installed in the pigtail cassette, test instrument and WDM system, which minimizes the space occupation.



## Performance Specifications

Parameters	Specifications						Unit
Wavelength	1260 ~ 1650						nm
Ports	1x2	1x4	1x8	1x16	1x32	1x64	dB
Insertion Loss <sup>1,2</sup>	4.0	7.3	10.8	13.8	17.2	20.5	dB
Uniformity	0.6	0.8	1.0	1.5	2.0	2.5	dB
PDL	0.2	0.2	0.2	0.3	0.3	0.3	dB
Return Loss	50						dB
Directivity	55						dB
Power Handling	300						mW
Working Temperature	-40						85 °C
Storage Temperature	-40						85 °C
Fiber type	Corning SMF28						
Connector Type	Custom specified						

1. Measured without connectors at room temperature
2. For devices with connectors, add 0.3dB to the IL

## Mechanical Dimensions

Package Type	Package Dimensions (HxWxL) (mm)	PLC Splitters Port Configuration					
		1x2; 2x2; 1x4; 2x4	1x8; 2x8	1x16; 2x16	1x32; 2x32	1x64; 2x64	
1	10x80x100	x	x				
2	18x80x120	x	x	x			
3	14.5x102x142	x	x	x	x		
4	18x115x141	x	x	x	x	x	
5	19" Rack Single Wide	x	x	x	x		
	19" Rack Double Wide					x	
6	LGX Box Single Wide	x	x				
	LGX Box Double Wide			x			

\*Product dimensions may change without notice. This is sometimes required for non-standard specifications.

### Features

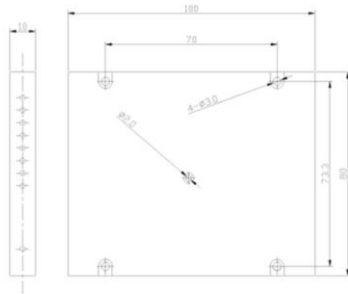
- Wide Operating Wavelength
- Ultra Low Excess Loss
- Low Polarization Sensitivity
- Highly Stable & Reliable
- High Uniformity
- Ultra Low Cost
- Telcordia GR-1221 and GR-1209 Qualified

### Applications

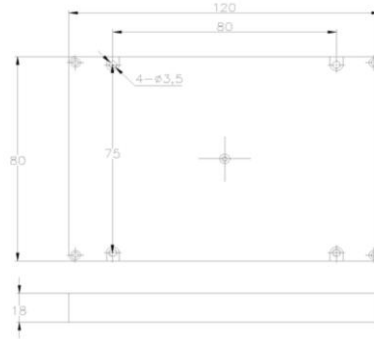
- Telecommunications
- FTTX
- CATV
- LAN
- Passive Optical Network (PON)

# 1xN SM PLC Splitter Module


Package 1: 10x80x100 (HxWxL) mm



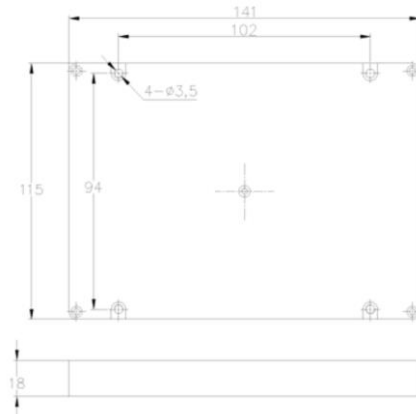
Package 2: 18x80x120 (HxWxL) mm



Package 3: 14.5x102x142 (HxWxL) mm



Package 4: 18x115x141 (HxWxL) mm



## Ordering Information

PSM1	-A	<input type="checkbox"/>	<input type="checkbox"/> <input type="checkbox"/>	<input type="checkbox"/>	<input type="checkbox"/>	<input type="checkbox"/>	<input type="checkbox"/>	<input type="checkbox"/>
		Wavelength	Port	Package	Fiber Type	Fiber Length	Input Connector	Output Connector
		1310=1 1550=2 13/15=3 Special =0	1x2=02 1x4=04 1x8=08 1x16=16 1x32=32 1x64=64		250um =1 900um tube=3 Special =0	0.25m= 1 0.5 m = 2 1.0 m = 3 1.5 m = 4 2.0 m = 5 Special =0	None = 1 FC/PC = 2 FC/APC = 3 SC/PC = 4 SC/APC = 5 ST/PC = 6 LC = 7 Special = 0	None = 1 FC/PC = 2 FC/APC = 3 SC/PC = 4 SC/APC = 5 ST/PC = 6 LC = 7 Special = 0